

INFORM

Romsey Primary School Newsletter

Number 2 February 8th 2018

Our School Values Are: *Respect Integrity Responsibility*

Principal:
Mrs Loren Peavey
Ph: 5429 5099
School Council President:
Mrs Elizabeth McDonnell
Email:
romsey.ps@edumail.vic.gov.au
Website:
www.romseyps.vic.edu.au

Dare to be Excellent

COMING EVENTS

FEBRUARY

Tuesday 13th:
Meet the teacher 3.45-8.00pm

Wednesday 14th:
School Council 6.45pm

Tuesday 20th:
Parent Helper Training 9.00am

Thursday 22nd:
Parent Helper Training 2.30pm
Meet the Teacher 3.45-6.00pm

MARCH

Monday 12th:
Labour Day public holiday

Tuesday 13th
3 - 6 Athletics

Wednesday 14th:
P - 2 Athletics
School Council AGM 6.45pm

Monday 26th
Whole School Cross Country

Thursday 29th:
End of Term 1. Dismissal at 2.30pm




APRIL

Monday 16th
Term 2 starts

Wednesday 25th
ANZAC Day - public holiday

Thursday 26th
District Cross Country

Students in 3/4LS have been very busy completing their anchor charts and activities on our three School Values of *Respect, Integrity and Responsibility*. Here are some samples of their excellent work.



ASSEMBLY PERFORMANCE

Monday February 12th
Prep EM will be performing at assembly.

Student performances are planned for each assembly on a rotating basis and parents are invited to come along to the Gym at 3.00pm each Monday.

Term 1 is a **SunSmart Term**
Approved SunSmart hats to be worn at all times outdoors.
No hat = No play

Proudly sponsored by
Romsey
Community Bank® Branch
Bendigo Bank

Bendigo Bank: Proud sponsors of our You Can Do It! Program

This week the students have been focussing on the 5 You Can Do It Keys, Organisation, Resilience, Getting Along, Confidence and Persistence. Term 1(T1) will have a major focus on Organisation, T2 Resilience, T3 Confidence and T4 Persistence. Getting Along will be a year long focus.

Meet the Teacher

Next Tuesday night is the first night of our Meet the Teacher sessions. We are looking forward to seeing all parents over the 2 nights. **This is a chance for parents to provide insight for the teacher into their children and their learning.** Our second session is next Thursday February 22. If you have not made a meeting time please contact the office to make a time or follow the **links on the flier in the newsletter.** If you could come prepared to share the areas of strength, challenge and interest for your child along with your hopes for their learning this will make a great start to the session.

2018 School Council Nominations

We are seeking nominations for school council in 2018. If you would like to contribute to the school by being a part of the council please collect a nomination form from the office. Council nomination notice is on page 9.

Warm weather

The warmer weather brings an important reminder about the need for children to have their school hats and drink bottles at school every day. Please ensure that these items are included as children pack their school bags each day.

The school hat is compulsory in Terms 1 and 4 of each school year. Our preference is for hats to be left here at school. School hats are available from the office for \$12.00

Emergency Procedures

In the coming weeks we will be practising our emergency procedure schedules. It is vital your child is signed in at the office by an adult if they arrive after 9am each morning, OR signed out from the office if they are leaving the school before 3:30pm. Children can only leave the school in the presence of an adult, we cannot allow children to walk home during the school day. Parents who come during school hours to volunteer in a classroom or activity are required to sign in at the office. In the case of an emergency we must have all students and visitors accounted for at all times. Thank you in advance for your support.

Unit information

Each teaching unit is updating their website page with information about the learning foci for Term 1. All information will be available from Monday 12 February. Please go to our website <http://www.romseyyps.vic.edu.au/> and your child's unit page to find the latest updates on the learning program.

Happy learning

Loren Peavey

Principal

Awards to be Presented Monday February 12th

Organisation:

Felicity M. 4/5BT for working hard to complete all activities and always trying to do her best.

Jackson S. 3/4LS for having an excellent start and 'daring to be excellent' with all his work.

Mason G. 1/2MK for being ready to learn by making excellent choices.

Getting Along:

Tamara A. 5/6DM for being a great friend and always helping others.

Leo D. 1/2LC for being a bucket filler and helping her classmates.

Koby C. 1/2IS for showing respect and responsibility in the classroom. Well done.

Confidence:

Tyler D. 3/4SH for giving eye contact so the speaker knows he is listening.

Prep JH for a great start to 2018 at Romsey Primary School. Well done!

Prep EM for a great start to 2018 at Romsey Primary School. Well done!

Persistence:

Bryce C. 3/4LS Performing Arts – for working hard to remember and use musical terms.

Safety Reminders:

- Bike helmets must be worn by all students riding bikes or scooters to and from school.
- Staff car parks must not be used as pedestrian walkways when entering or exiting the school.
- Staff car parks must not be used as drop off or collection point for students. Parents need to park in the marked parking bays in the street for this purpose.
- Students and parents should always use the school crossings in Main Road, White Avenue and Station Street to cross the road.



Book School Interviews Online

Dear Parents

Our Meet the Teacher sessions will be held on **Tuesday the 13th Feb (3:45pm – 8pm)** and **Thursday 22nd Feb (3:45pm – 6:00pm)**. These sessions are designed for you to share any pertinent information in relation to your learner with their new teacher. It is also an opportunity for you to get to know your child's classroom teacher for 2018. These sessions are not to be viewed as parent teacher interviews.

Bookings for the sessions can be made by following the link below or by contacting the office.

I encourage all parents to attend these sessions as the relationship between school and home is vital to the success of your child's learning journey.

Interviews will be of 10 minutes duration.

You can now book interviews at times that suit **YOUR FAMILY BEST**.

Go to www.schoolinterviews.com.au and follow these simple instructions.

Kind regards

Loren Peavey

School
event
code

b9st6

Go

Enter THIS school event code.
Then follow the 3 simple steps.



Enter your details



Choose teachers



Choose times



When you click **finish**, your interview timetable will be emailed to you automatically - **check your junk mail folder** if you do not receive your email immediately. You can return to www.schoolinterviews.com.au at any time, and change your interviews - until bookings close.

For parents that don't have access to the internet at home, at work, at a friend's house or on their phones, reception staff will be available at the Front Office, to make bookings. Parents may also send a note to school with the approximate times they require, or phone the school on 54295 099. Interviews are strictly 10mins and spaces are limited. If you require more time, please contact your teacher directly to make alternative arrangements.

Parents can change their interview bookings, any time prior to the closing date, by re-visiting the www.schoolinterviews.com.au website, and using the event code. Remember to use the same name and email address, you used when you made your original booking. Parents wishing to change their interview times after the closing date should contact the school directly on: 54295 099

Parents of Prep students will not need to make an interview time.

Parents of students who require SSG meetings will be contacted by their child's teacher.

BOOKINGS OPEN Tuesday 6th February at 8.55am

BOOKINGS CLOSE Thursday 22nd February at 8.55am



Parent Pipeline



CAFE Strategy: Read Appropriate Level Texts That Are a Good Fit

Have you ever spoken with a doctor, auto mechanic, or computer support person that has given you advice or directions in a language that was difficult to understand? This is comparable to reading a book that is too difficult. For readers to have high success in reading, they must spend time reading material they can read with 99 – 100 percent accuracy. We encourage students to select books that are a good fit so that they are successful and enjoy reading. Working on the strategy of reading appropriate level texts that are a good fit will help your child read smoothly, engaging in texts they can read without difficulty.

How can you help your child with this strategy at home?

1. When your child goes to read a text, have him or her use the I-Pick method to explain why that specific text was chosen. Ask your child, "Is that a good-fit book for you? Show me how you know that." The I-Pick method is described below:
 - I – I pick a book
 - P – Purpose (What is my purpose for choosing this book?)
 - I – Interest (Am I interested in this book?)
 - C – Comprehend (Do I understand what I just read?)
 - K – Know (Do I know most of the words?)
2. Model the I-Pick method for your child. Take a book you are reading and go through I-Pick to set an example for what it looks like and sounds like to review reading selection choices.
3. Help your child recognize when a text is too difficult. They are taught to ask:
 - Do I know almost all of the words?
 - Is this book hard to understand?
 - When I read it does it sound choppy and slow?

Thank you for your continued support at home!

- Written by: Allison Behne © www.thedailycafe.com
- Ideas and strategies are taken from: The CAFE Book, written by Gail Boushey & Joan Moser

SMART Approach to Teaching Spelling

This year teachers at RPS are implementing a new approach to spelling called SMART Spelling. This approach is founded on years of research by Michelle Hutchinson. It is a simple routine, so students could have different amounts of words and words of different complexity, but they all still have the same spelling pattern. So one student might be learning the word 'rain' and another the word 'contain' but they're both still been taught the digraph /ai/. SMART Spelling is based on more than just 'what' to teach, but also 'how' to teach spelling. Michelle designed the acronym of **SMART**, which actually shows us HOW to teach spelling!

Say, **M**eaning, **A**nalyse, **R**emember, **T**each
 80% of the time it is the systematic teaching of one spelling pattern at a time. 20% of the time, it is teaching at the point of need from students' own writing. SMART Spelling prioritises the meaning (vocabulary), phonology (sounds) and orthography (letters and letter patterns).



How to Teach Spelling

The SMART Spelling sequence is what teachers uses to teach spelling in a sensible and systematic way.

Say
 Say the word aloud and students repeat.

Meaning
 Say it in a sentence.

Analyse
 Analyse it by breaking it up.

Syllables (if it's a long word)
 Sounds
 Letters

Remember
 Which part of the word do you have to remember?

Teach
 Spell the word aloud using letter names and clustering.

THE THREE FINGER RULE TO CHOOSE JUST RIGHT BOOKS

By using this method, you can independently choose a book that is just right for you!

1. Pick a book of interest.
2. Open the book at any page.
3. Start reading the page.
4. Hold up a finger for EVERY word that you do not know the meaning of or that you have a great deal of difficulty pronouncing.



1 FINGER – book is too easy



2 FINGERS- book is just right



3 FINGERS- book is too challenging

Combine the 3 finger rule to choose appropriate books with IPICK. When you get to K-Know, use the 3 finger rule.

I PICK
 a JUST RIGHT book.

I Choose a JUST RIGHT book.

P What is my PURPOSE for reading?

I Does this book interest me?

C Can I COMPREHEND the text?

K Do I KNOW the words?

Conveyance Allowance

Do you/your child meet the following criteria?

- attend their nearest government or non-government school/campus appropriate to their year level at which admission is permissible
- reside 4.8km or more by the shortest practicable route from that school/campus attended

If you answered yes to these you may be eligible for financial assistance through the Education Department Student transport unit. Please visit the office to complete an application form asap

Wellbeing

For the past two weeks we have been having excellent discussions in classrooms regarding our school values (Respect, Integrity and Responsibility), You Can Do It Keys and strategies (Organisation, Getting Along, Persistence, Confidence and Resilience) and our Romsey Primary School Wide Positive Behaviours program. Hopefully your children are coming home and discussing these with you. Following are some explanations on some of the things your children may be talking about or words they may be using.

Morning Circle - Each morning classes are starting the day with a Morning Circle. This is an opportunity for students to connect with their peers and teachers in a positive way – Positive Feelings, students feel connected and it enables focus. Students look at peers when they speak.

Greeting (each student greets the student next to them making sure to use their name.

Brainbreaks – These are student-centered, regulatory activities to ready the brain for learning. They are short burst activities for the start of lesson or transition times. These breaks help students re-engage in learning and reduce off-task behavior. Brainbreaks integrate a range of activities that can be interwoven into the classroom at any time. They take less than 4 minutes, build self-awareness, reinforce positive classroom behaviours and can increase student energy if they are flat.

Please ask your children to show you the brainbreaks they have done in class J

(These activities are from the Berry Street Educational Model which is being implemented throughout the school in 2018)

Growth Mindset – all classes are introducing the words “growth mindset”. We are encouraging students to use a growth mindset, whereby challenges, setbacks, mistakes, effort and feedback are considered essential for learning and success. We believe in the power of the word “yet”, so teachers and students use language such as “I can’t do it yet” and “I can become good at this with effort and practice”.

Pink Slips – This is part of our School Wide Positive Behaviour program and Classroom Clear Consequences. Students are given a ‘pink slip’ to attend the library at lunch time for restorative practices and supervised alternative lunchtime play after they have been given 2 warnings when choosing to ignore classroom rules.

From the Canteen

We would like to remind parents that the canteen is now operating every day Monday to Friday, so lunch orders and over the counter sales are available every day.

Our new colour coded menu helps to alert parents to make the healthiest choices available.

Volunteers are needed to help in the canteen each Friday from 12.00 to 1.30pm. You will need a current Working With Children Check to assist in the canteen. Unfortunately, due to OH&S regulations, children under school age cannot accompany parents when they are working in the canteen. If you can spare an hour and a half on any Friday please contact Trish in the canteen via the office.

Second Hand Uniform Sale

Parent Club will be holding a sale of second-hand uniform on Monday February 12th in the foyer outside the gym from 2.30pm. Most items will cost \$5.

A second sale is planned for the same time the following Monday, February 19th.

If you have any items of uniform that you would like to donate for sale please leave them at the office.

Extra curricula Music Program

There are 3 instrumental music teachers who visit Romsey Primary School providing tuition in keyboard (Peter Hagen), guitar (Aaron Moar) and violin (Rita Vandervalk). These are all fully accredited music teachers. Group and individual lessons are held during class time and after school on a private contractual basis between parents and tutors. If you require information about these lessons please ask at the office for

From the Office

This week parents will receive a Student Enrolment Information Form. Please check each student in your family, sign and ASAP even if there are no changes.

An ‘N’ will appear beside ‘Immunisation Certificate Status’ if you have not previously provided a copy of your child’s Immunisation Certificate. If this is the case please provide a copy when returning your form.

FINANCIAL ASSISTANCE INFORMATION FOR PARENTS

Every Victorian child should have access to the world of learning opportunities that exist beyond the classroom. The Camps, Sports and Excursions Fund helps ensure that no student will miss out on the opportunity to join their classmates for important, educational and fun activities. It is part of making Victoria the Education State and the Government's commitment to breaking the link between a student's background and their outcomes.

CAMPS, SPORTS & EXCURSIONS FUND (CSEF)

School camps provide children with inspiring experiences in the great outdoors, excursions encourage a deeper understanding of how the world works and sports teach teamwork, discipline and leadership. All are part of a healthy curriculum.

CSEF is provided by the Victorian Government to assist eligible families to cover the costs of school trips, camps and sporting activities.

If you hold a valid means-tested concession card or are a temporary foster parent, you may be eligible for CSEF. A special consideration category also exists for asylum seeker and refugee families. The allowance is paid to the school to use towards expenses relating to camps, excursions or sporting activities for the benefit of your child.

The annual CSEF amount per student is:

- \$125 for primary school students
- \$225 for secondary school students

MORE INFORMATION

For more information about the CSEF visit
www.education.vic.gov.au/csef

HOW TO APPLY

Contact the school office to obtain a CSEF application form or download from www.education.vic.gov.au/csef

NEW FOR 2018!

If you applied for the CSEF at your child's school in 2017, you do not need to complete an application form in 2018 unless there has been a change in your family circumstances.

You only need to complete an application form if any of the following changes have occurred:

- **new student enrolments;** your child has started or changed schools in 2018 or you did not apply in 2017.
- **changed family circumstances;** such as a change of custody, change of name, concession card number, or new siblings commencing at the school in 2018.

Check with the school office if you are unsure.





*Confidence
to connect*

State Schools' Relief

Camps, Sports and Excursions Fund 2018 Prep Uniform Pack

Fact sheet for parents

Introduction to State Schools' Relief

State Schools' Relief works closely with all government schools across Victoria. Each year State Schools' Relief assists families who are experiencing financial disadvantage with school clothing, shoes and other essential items.

Introduction to the Camps, Sports and Excursions Fund

The Victorian Government has implemented a range of Education State initiatives that aim to break the link between disadvantage and achievement. The Camps, Sports and Excursions Fund (CSEF) was established in 2015 to provide payments for eligible students to attend camps, sports days and excursions. To find out more about CSEF or to apply for assistance go to: www.education.vic.gov.au/csef.

State Schools' Relief has received additional government funding so that it can help more families needing financial assistance and ensure no one is left behind. This extra funding is being used by State Schools' Relief to assist Prep and Year 7 students in Victorian government schools who receive CSEF.

What uniform support is provided?

State Schools' Relief will provide a Winter Warmer Uniform Package or an equivalent voucher for each eligible student.

For students commencing Prep in 2018, State Schools' Relief will provide the following Winter Warmer Uniform Package:

- 1 x Rugby Top OR Windcheater OR Polo Long Sleeve
- 1 x Tracksuit Pants
- 1 x Pair of shoes (Lace Up OR T-Bar OR Runner/ Sneaker)

How can parents apply for the uniform?

Parents of Prep 2018 students must apply for CSEF by the closing date before they approach the school to apply for a uniform pack. Applications must come from the primary school your child will be attending

in 2018. Please do not contact State Schools' Relief directly as staff cannot accept applications from parents. If you have any questions, or want to apply for assistance, please speak to your child's 2018 primary school.

Applications for Prep 2018 CSEF uniform packs will be submitted by government schools throughout Terms 2 and 3, 2018.

What if parents have already purchased their child's uniforms?

Eligible parents can select items of a larger size from the uniform shop or retailer.

Additional costs to parents

Where State Schools' Relief cannot supply physical uniform items directly to parents, vouchers will be provided that subsidise the cost of uniform items. The voucher can be redeemed at your child's school uniform shop or an independent uniform retailer, which will be listed on the voucher. Parents receiving vouchers may need to make a contribution towards the cost of individual uniform items. The amount a parent has to pay will depend on the retail purchase price and the State Schools' Relief subsidy.

Vouchers provided by State Schools' Relief list approved items for the student and the maximum purchase value that State Schools' Relief will subsidise for each item.

Can parents who are ineligible for CSEF or, who have children in other year levels receive assistance from State Schools' Relief?

Yes. Applications for parents requiring financial assistance for uniforms, textbooks or shoes are encouraged via the regular State Schools' Relief services www.ssr.net.au/schools.

State Schools' Relief only responds to requests from schools (not from parents directly). Parents are encouraged to talk to their school principal, assistant principal or student welfare coordinator about their situation and they will assess their eligibility.

State Schools' Relief
Telephone: 08 839 5400
Email: helpdesk@ssr.net.au
Website: www.ssr.net.au





*Confidence
to connect*

State Schools' Relief

Camps, Sports and Excursions Fund 2018 Prep Uniform Pack Fact sheet for parents

Terms and conditions

- Families of Prep 2018 CSEF recipients are eligible to apply for a uniform pack provided by State Schools' Relief.
- Each eligible student can receive only one uniform pack.
- Where State Schools' Relief cannot supply physical uniform items schools will receive a voucher for eligible students. The school will provide vouchers to the parent/student to present at the school uniform shop or uniform retailer.
- Vouchers are valid for 45 days from date of issue. Expired vouchers cannot be redeemed and once expired, a new application must be lodged.
- Each voucher specifies the individual items funded by State Schools' Relief. No change to the terms can be made unless through the school. Changes made in store will not be honoured by State Schools' Relief.
- Any short fall in item costs will not be covered by State Schools' Relief.
- The value of the voucher is a maximum value rather than an entitlement amount. If uniform items cost less than the stated subsidised amount on the voucher any unused subsidy cannot be transferred to a different uniform item, used to purchase an extra item, or provided as cash to the school or the parent.

More information

For CSEF application details please visit www.education.vic.gov.au/csef

State Schools' Relief

Telephone: 03 8769 8400
Email: contact@ssr.net.au
Website: www.ssr.net.au

State Schools' Relief
Telephone: 03 8769 8400
Email: contact@ssr.net.au
Website: www.ssr.net.au



Education
and Training

School Council News

Our first School Council meeting is on **Wednesday 14 February 2018**

Eight parent vacancies exist for the 2018 School Council and I would like to announce the Notice of Election and Call for Nominations. The March School Council meeting is on Wednesday 14th March for the new School Council for 2018. The Annual General Meeting will be held before the March meeting. The positions are for a 2 year period

School Council Elections 2018

What is a school council and what does it do?

All government schools in Victoria have a school council. They are legally constituted bodies that are given powers to set the key directions of a school within centrally provided guidelines. In doing this, a school council is able to directly influence the quality of education that the school provides for its students.

Who is on the school council?

For most school councils, there are three possible categories of membership:

A mandated elected Parent category – more than one third of the total members must be from this category.

Department of Education and Training (DET) employees can be Parent members at their child's school as long as they are not employed at the school. We have 10 parents School Council positions.

A mandated elected DET employee category – members of this category may make up no more than one-third of the total membership of school council. The principal of the school is automatically one of these members. We have 5 DET employee positions.

An optional Community member category – members are coopted by a decision of the council because of their special skills, interests or experiences. DET employees are not eligible to be Community members. On School Council we currently do not have any Community members.

Why is Parent membership so important?

Parents on school councils provide important viewpoints and have valuable skills that can help shape the direction of the school. Those parents who become active on a school council find their involvement satisfying in itself and may also find that their children feel a greater sense of belonging.

How can you become involved?

The most obvious way is to vote in the elections, which are held in Term 1 each year. However, ballots are only held if more people nominate as candidates than there are positions vacant. In view of this, you might seriously consider standing for election as a member of the school council or encourage another person to stand for election.

Do I need special experience to be on school council?

No. What you do need is an interest in your child's school and the desire to work in partnership with others to help shape the school's future. Ask at the office for help if you would like to stand for election and are not sure what to do.

Consider standing for election to council this year

Be sure to vote in the elections.

Schedule 4: Notice of Election and Call for Nominations

An election is to be conducted for members of the School Council of Romsey Primary School.

Nomination forms may be obtained from the school and must be lodged by

4.00 pm on Friday 23rd February 2018

If a ballot is required it will close at 4.00 pm on Friday 23rd March 2018.

Parent members positions to be filled x 6

DET member s positions to be filled x 2

Nomination Forms can be collected from the office along with the School Council Handbook. I would encourage parents who are considering nominating to speak to a present member of School Council or myself for additional information.

School Council members who are not up for re-election are:-

Catherime Kruss Alexander

Amana Lepore

Danielle Gillham

Amanda Stevens

Vanessa Carew

AGM will be held 6.45pm on Wednesday 14 March 2018